



*Welcome to our hotel!
How can I help you?*



ETWINNING PROJECT 2022



Project report

TABLE OF CONTENTS

01

About the project

02

Collaborative path

03

Introduce yourself

04

My town - Posters about
tourist attractions

05

Different types of
accommodation

06

Dialogues at the reception

07

Online meetings

08

Evaluation

09

Dissemination

01 ABOUT THE PROJECT

PARTNERS

- 7 VET schools where students are studying hotel management and tourism, business.
Schools from Finland, France, Greece, Latvia, Romania, Spain and Turkey

AIM OF THE PROJECT

- Develop interdisciplinary content, promoting cross-curricular activities.
- Engage on a geographical and historical journey, discovering aspects of the European culture.
- Learn to know tourist attractions around Europe
- Recognize different types of accommodation
- Promote the ability to work as a team and improve the ability to act independently.
- Develop ICT and English language skills as well as soft skills like collaborative and interpersonal skills, communication and critical thinking skills.
- Improve decision-making and problem solving through interaction with others.

WORK PROCESS

Responsibility was shared among all partners by creating a collaborative path. The project lasted about 6 weeks in total

1 Learn to know each other - January 2nd week

2 My town - make a poster about tourist attraction in own town - DL 25 January

Collect all posters to eBook

3 Different types of accommodation - make a collaborative document in Genial.ly - DL 11 February

4 Dialogue at the reception- in January

5 Online meeting where partners present their most important tourist attractions in their home towns - Play Kahoot - 1 February

6 Summing up and feedback - DL 28 February

7 Evaluation and dissemination - Teachers' online meeting - March

02 COLLABORATIVE PATH

Task	Team
Teachers online meetings	Team Finland
My town Best poster - eBook	Team Greece
Dialogues at the reception	Team France
Different types of accommodation Genial.ly	Team Latvia
Online meeting	Team Romania
Summing up and feedback - students	Team Turkey
Extra task/Quiz about the project?	Team Spain
Evaluation teachers	Team Turkey
Dissemination event	Team France
Project report	Team Finland
Apply to QL	Team France and Finland with All teams together

When we started to create the project we made "project management" book where all partners could find the most important things about project (tasks, tools, time management etc). The ebook was made by Canva. Every team chose the task they were responsible.

03 INTRODUCE YOURSELF

Students updated their profile in Twinspace. They created avatars and made introduction about themselves.

01 — step

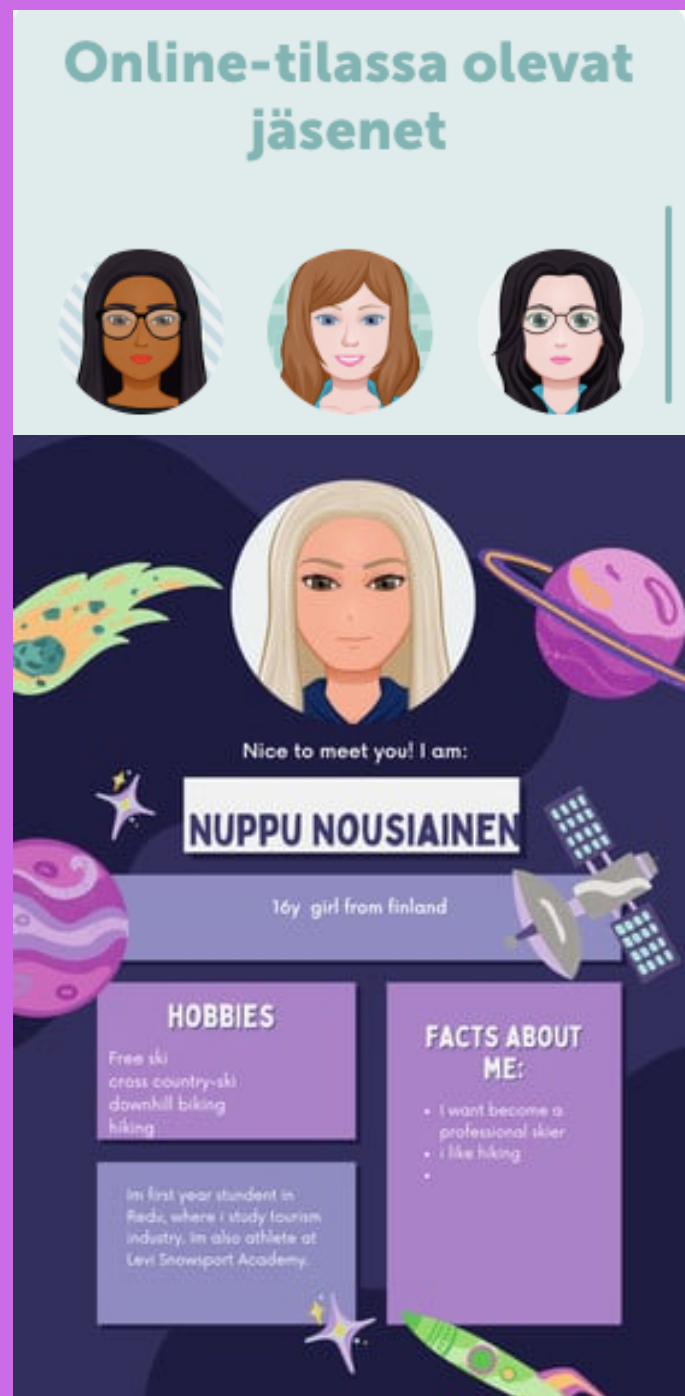
Update you profile in Twinspace

02 — step

Create an Avatar in face.co

03 — step

Introduce yourself using www.canva.com



04 MY TOWN -POSTERS ABOUT TOURIST ATTRACTIONS

Students learned to know own town and tourist attractions and made posters about it. Each school selected the best poster which represent the school in the poster competition. Then every member of the project voted the best poster. eBook created about the posters and tourist attractions.



Congratulations to Océane !



<https://read.bookcreator.com/tPkx7VPLE7clrEC7iAnP8RpUa242/69y5XxfpTkGtEyjku2rOhA>

05 DIFFERENT TYPES OF ACCOMMODATION

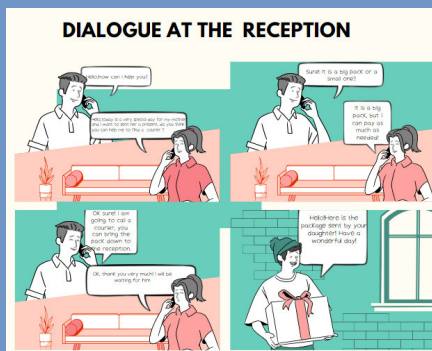
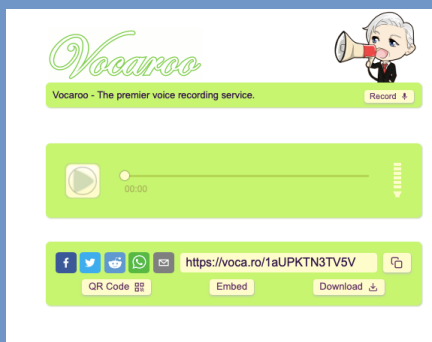
Students learn to know different types of accommodation in own town as well as partner countries. Students visited hotels, apartments, villas, snow hotels etc and then created a photo book collaboratively in Genial.ly. Students learned that there are so many different types of accommodation. They also learned to take photos, make the presentation in English and use Genial.ly.

<https://view.genial.ly/61c0302aad17190e3ff79374/presentation-how-can-i-help-you>



06 DIALOGUES AT THE RECEPTION

Write here the basics tha task



ALPHABET

Students learned to spell by using International Phonetic Alphabet and recorded own name in Vocaroo

BASIC PHRASES AT THE RECEPTION

Students learned basic phrases at the reception by making comic series.

Book about comic series

<https://view.genial.ly/62067f6158b1a5001849f3b2/presentation-comic-series>

English	French	Greek	Finnish	Spanish	Latvian	Romanian	Turkish
English	Français	Ελληνικά	suomi	Español	Latviešu	Română	Türkçe
Welcome	Bienvenue	Kalos irthate	Tervetuloa	Bienvenido	Laipni aicināti	Bine ați venit	Hosgeldiniz
Good morning	Bonjour	Kalimera	Hyvää huomenta	Buenos días	Labrit	Bună ziua	Günaydin
Hi	Salut	Ya sou	Hei	Hola	Sveiki	Salut	Merhaba
Thank you	Merci	Efharisto	Kiitos	Gracias	Paldies	Multumesc	Teşekkür ederim.
Sorry	Désolé	Signomi	Anteeksi	Lo siento	Atvainojiet	Îmi pare rău	Üzgünüm
You're welcome	Bienvenue	Parakalo	Ole hyvä	Bienvenido	Laipni aicināti	Sunteti binevenit	Rica ederim
See you again	A bientôt	Ta leme	Näkemiin	Hasta pronto	Uz redzēšanos	La	Tekrar görüşürüz.
Yes	Oui	Ne	Kyllä	Sí	Jā	Da	Evet
No	Non	Ohi	Ei	No	Nē	Nu	Hayır
Nice to meet you	Enchanté	Harika	Hauska tavata	Encantado de conocerte	Prieks jūs satikt	Îmi pare bine să vă cunosc	Tanıştığımızza memnun oldum
Bless	Silte elalt	Barkala	Ole kiittä	Por favor	Lūdzu	vă rog	Lütfen

HELP TO BOOK THE ACCOMMODATION

Students collected list of important words at the reception and made an eDictionary in 8 languages (English + partners languages). In Forum they discussed about plans for the next holiday.

07 ONLINE MEETINGS

This project had many kind of online meetings. The project started with teachers online meeting in the beginning of January. Optional online meeting with partners was arranged mainly bilateral. In the beginning of February arranged Kahoot online meeting. At the end of project arranged dissemination event.



01 — Teachers online meeting

Teachers online meeting was arranged before the project started. Teachers learn to know each other, they were talked about project tasks, tools and schedules. This team was working the first time together, so it was important to know working methods in the project.



02 — Bilateral online meetings

Optional task was the bilateral online meetings with partners. We created a page where partners planned the meetings. The biggest problem for online meetings was the schedules. It was not easy to find the time which is suitable for two or more schools. Anyway some students met the partner school's students and they enjoyed it very much.



03 — Kahoot online meeting

Online meeting with all students arranged by Spanish team where students participated Kahoot which questions has been selected from posters students have made about the tourist attractions.

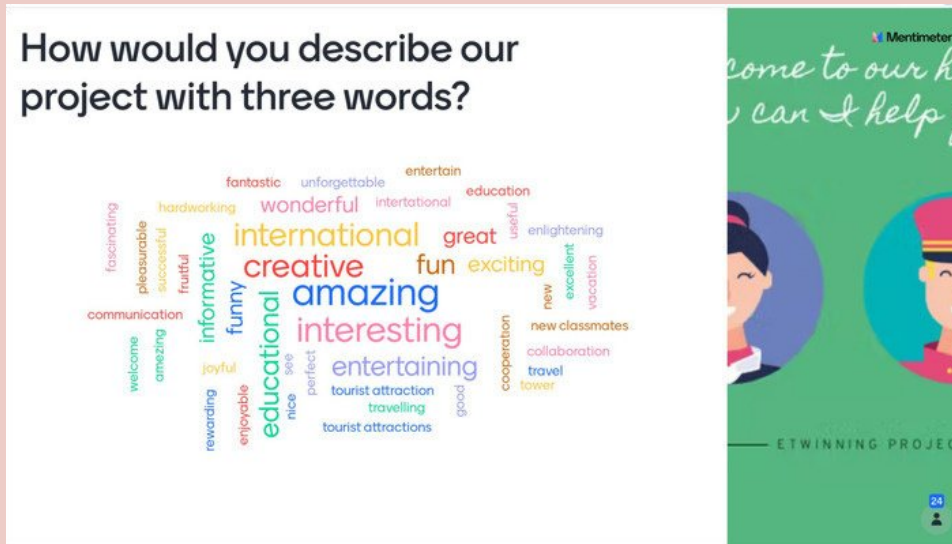


04 — Dissemination event

At the end of project teachers from project arranged dissemination event.

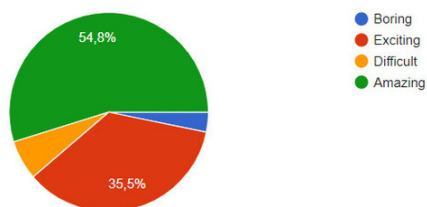
08 EVALUATION

Feedback for students made in Mentimeter and Google forms.



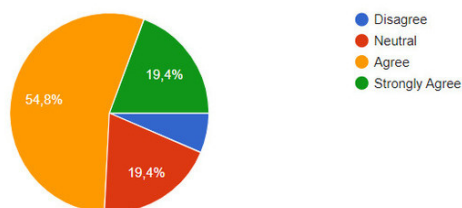
What do you think about taking part in "Welcome to our hotel !" eTwinning project?

31 yanıt



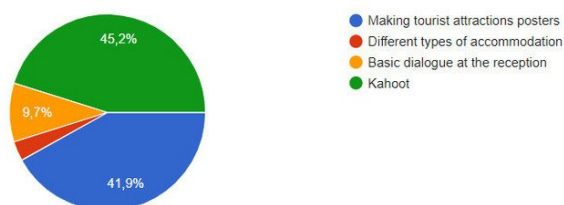
This project increased my awareness of international consciousness?

31 yanıt



This activity was so entertaining ?

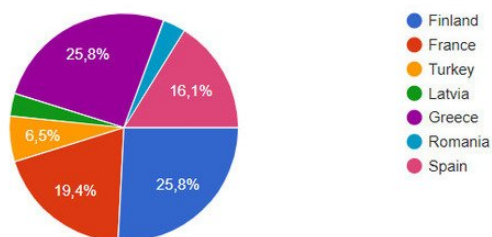
31 yanıt



Most of students think that the project exciting and amazing. About 75 % of students answered that this project increased their awareness of international consciousness (agree or strongly agree). The most entertaining activities were Kahoot and poster.

According to the tourist attraction posters which country do you want to visit first?

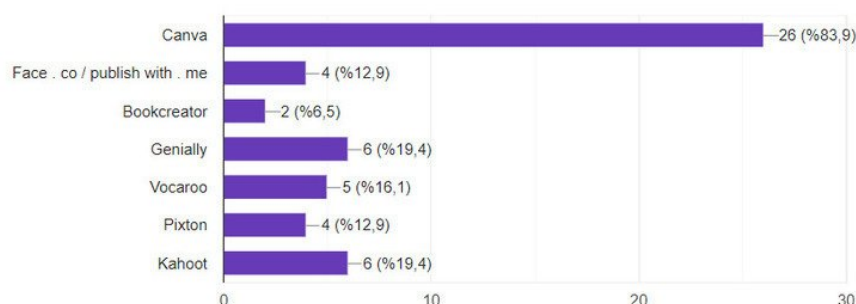
31 yanıt



When asked according to the tourist attraction posters, students wanted to travel all partner countries. The most popular were Greece and Finland.

Which Web2 tools you learned via this project?

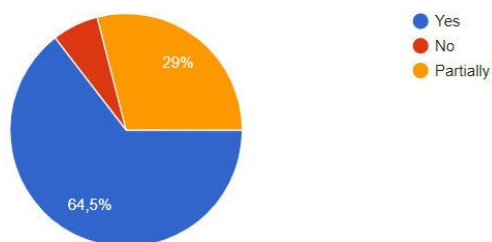
31 yanıt



Students learned many new web 2.0 tools in this project like Canva, Face.co, Genial.ly, vocaroo, pixton and Bookcreator.

With this unique eTwinning project I widened my intercultural dimension

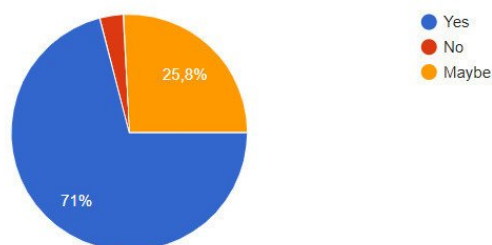
31 yanıt



64,5 % of students have widened their intercultural dimension in this project. Also 29 % have partly widened it.

I will join an eTwinning project again

31 yanıt



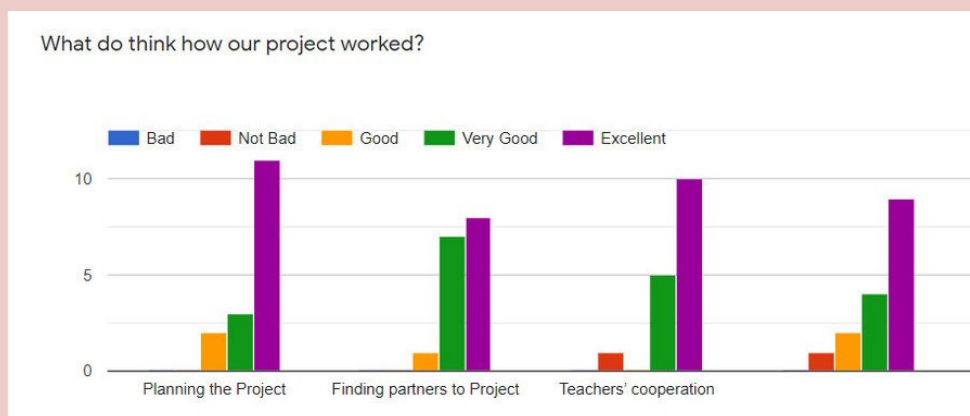
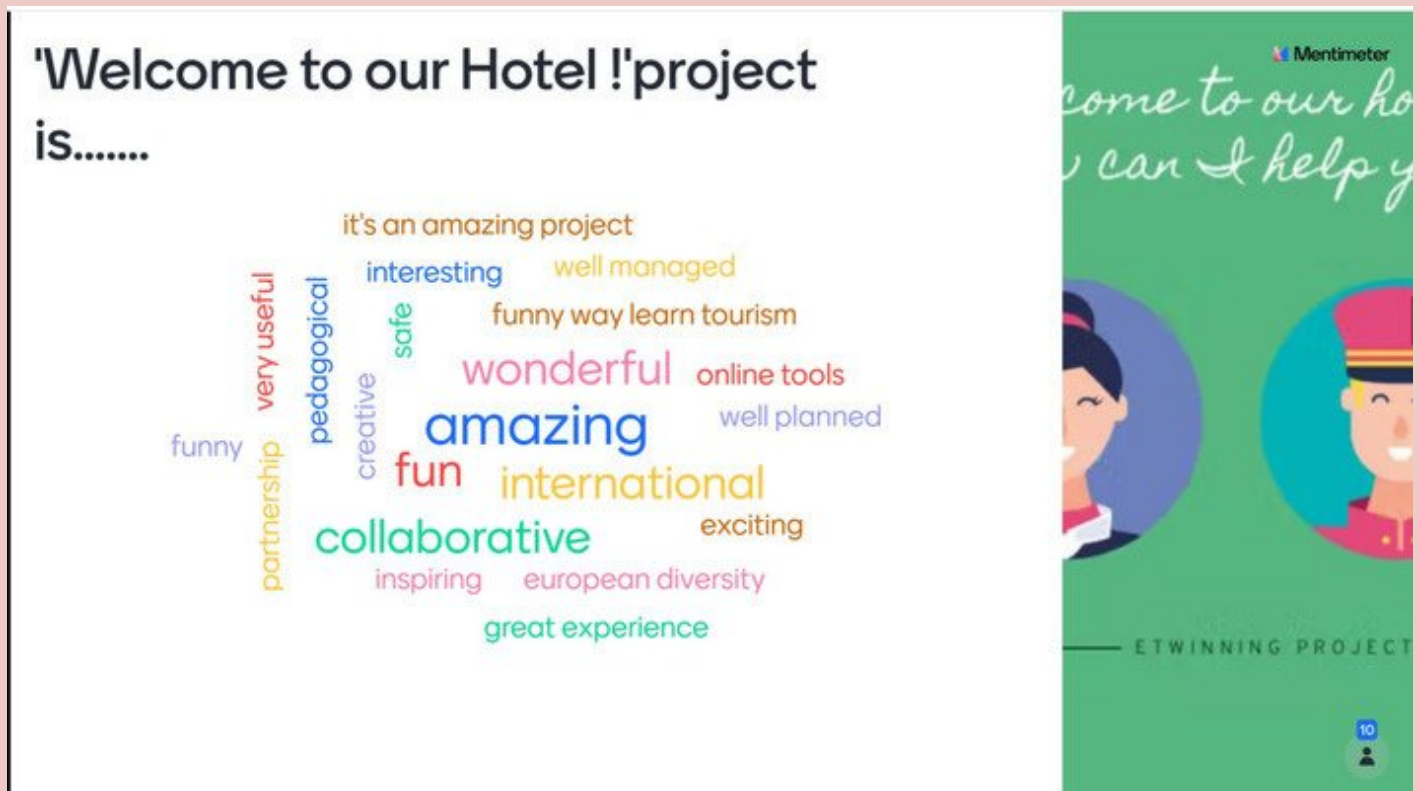
71 % want to join another eTwinning project later as well as 25 % maybe want to join.

Students open answers:

This was good project and I learned something new. This was fun. It was amazing. It was a pleasure to able to be introduced to other cultures. It is exciting for me and I'm nervous about other countries. It was very fun and informative project. I got information about most of the places I was curious about.

I hope there will be another project like this. It was interesting project (many answers). I consider that this project is a good opportunity to meet new people, to discover new tourist attractions, and to obtain new information both about the hotels and the beauties of participating countries. Good way of learn more about other countries and internationality overall. Amazing experience. the best project I've involved in.

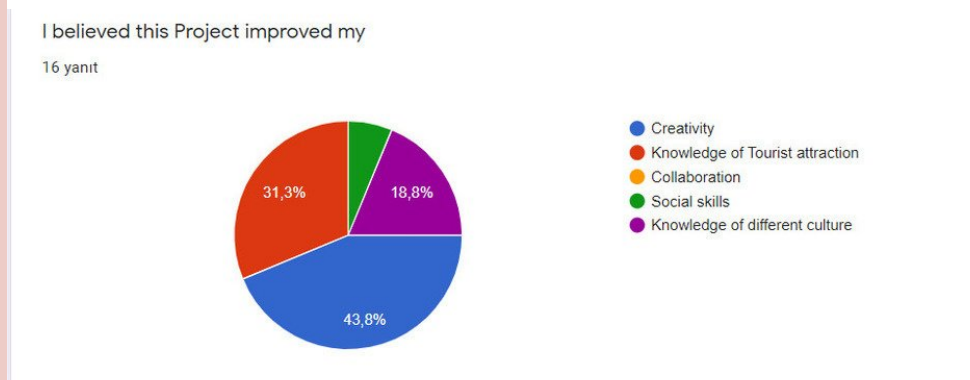
Feedback for teachers made also in Mentimeter and Google forms.



Most of teachers thought that planning the project, finding partners to project, teachers' cooperation were good, very good or excellent.

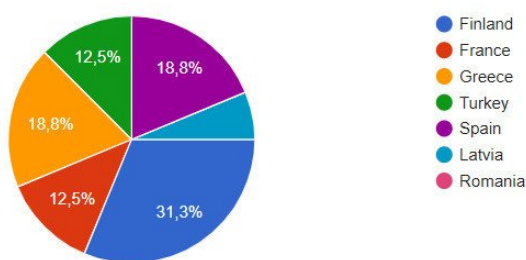


Almost all thought that project achieved the goals. Teachers believed that this project improved their knowledge of tourist attractions, creativity and knowledge of different culture as well as social skills.



When the pandemic ends, I want to visit first

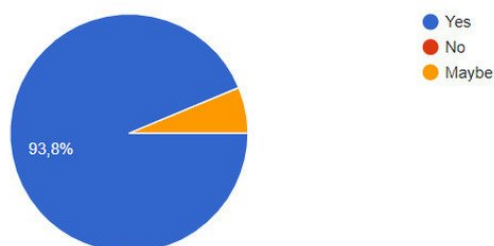
16 yanıt



Teachers want to travel to all partner countries when the pandemic ends some day. The most popular destination was Finland.

Would you like to do another eTwinning project with this team in the future?

16 yanıt



Most of teachers like to do another eTwinning project with this team in the future.

What was the best in the project?

Project related to VET (hotel management and tourism), great partners, active students beautiful team, good communication in TS, communications between countries / people students collaboration, Romania, Kahoot, I met new people, topic, posters of tourist attraction and eBook, diversity of tasks,

What would you do differently if start the project again?

starting to plan online meetings earlier, project duration (longer), more implication, nothing, more time to create posters, private chat with students, try to communicate with people more, do differently the posters, do differently the presentation, do more activities related to tourist attractions, clear goals from the outset, reasonable amount of work, mixed students team

What kind of topic could be in the future eTwinning project?

marketing, tourism in other countries, cultural awareness, virtual guiding in my town habits of customers coming from different countries learning new languages, personal development, historical centre of the cities, traditions from our country, nature, friendship, welcome to our school, literature, tourism project, ecotourism, traditional food

Most feedback was good (amazing, wonderful) but in the future we have to consider the duration of the project as well as which tools we are using.

09 DISSEMINATION

At the end the partners arranged a dissemination even in Live eTwinning. The event was open to all registered eTwinners. There was information about the project, its goals, tasks and tools, and the collaborative path in the project. The purpose of the event was to tell others how to implement a successful project.

About other dissemination we have a page where all teachers have added different dissemination events/links about the project. We have told about the project i.e. in Facebook, Twitter, Instagram, LinkedIn, school's websites and eTwinning webinar so far.



**THANK YOU FOR
TAKING PART IN THIS
PROJECT!**

Evliya Çelebi vocational and Technical Anatolian High School

Turkey

Ogre Technical school

Latvia

2nd EPAL RODOU

Greece



**Bourgoin Jallieu,
France**



**COLEGIO
EL BUEN PASTOR
Zaragoza, Spain**



Lapland education
centre REDU,
Finland

"Mihail Kogalniceanu" Economic College Focsani

Romania